

# November 5, 2024 Presidential General Election Profile

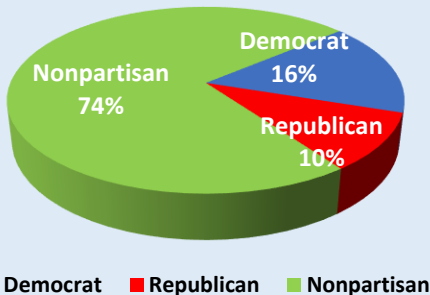
Updated 10/15/2024

## Election Overview

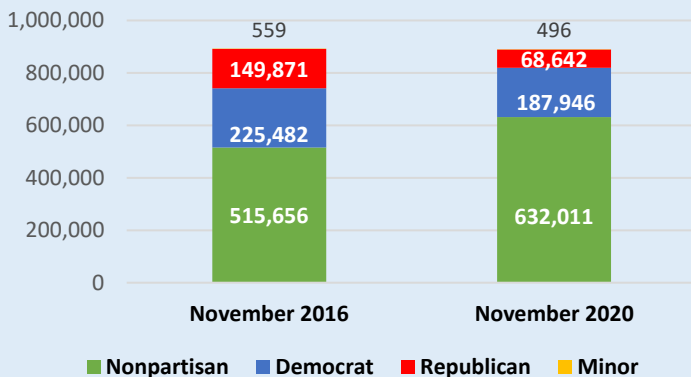
59 Municipalities  
967 Precincts  
289 Voting locations  
92 Candidates  
55 Issues  
1 State 1 County  
47 Municipal 6 School

## Registered Voters

143,789 Democrat  
88,504 Republican  
657,453 Nonpartisan  
889,746 Registered Voters



## November Voter Registration History



## November Election Voting History

Election Year	Nov. 2016	Nov. 2020
Registered Voters	891,568	889,095
Total Ballots Cast	617,356	631,199
Election Day	386,182 (63%)	260,159 (41%)
Vote-by-Mail	192,761 (31%)	318,214 (51%)
Early In-Person	38,413 (6%)	52,826 (8%)

## Absentee Voting in the November Election

### Early In-Person Voting

Ballots cast by Early In-Person voters: **10,502**

### Vote-by-Mail

**Vote-by-Mail Ballots requested: 161,541**

18% of registered voters have requested ballots

### Ballot Requests by Party:

Dem.	Rep.	Nonpartisan	Minor Party
51,232	27,718	82,591	0

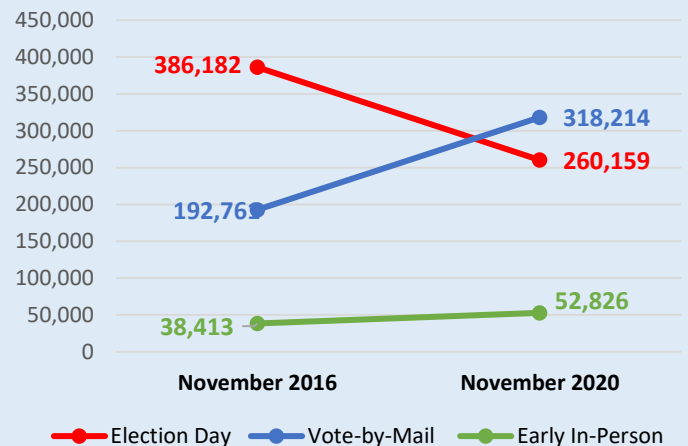
**Vote-by-Mail Ballots returned: 9,345**

6% of requested ballots have been returned

### Ballot Returns by Party:

Dem.	Rep.	Nonpartisan	Minor Party
4,242	1,888	3,215	0

## Voting Method Comparisons



## Registered Voter Turnout History

